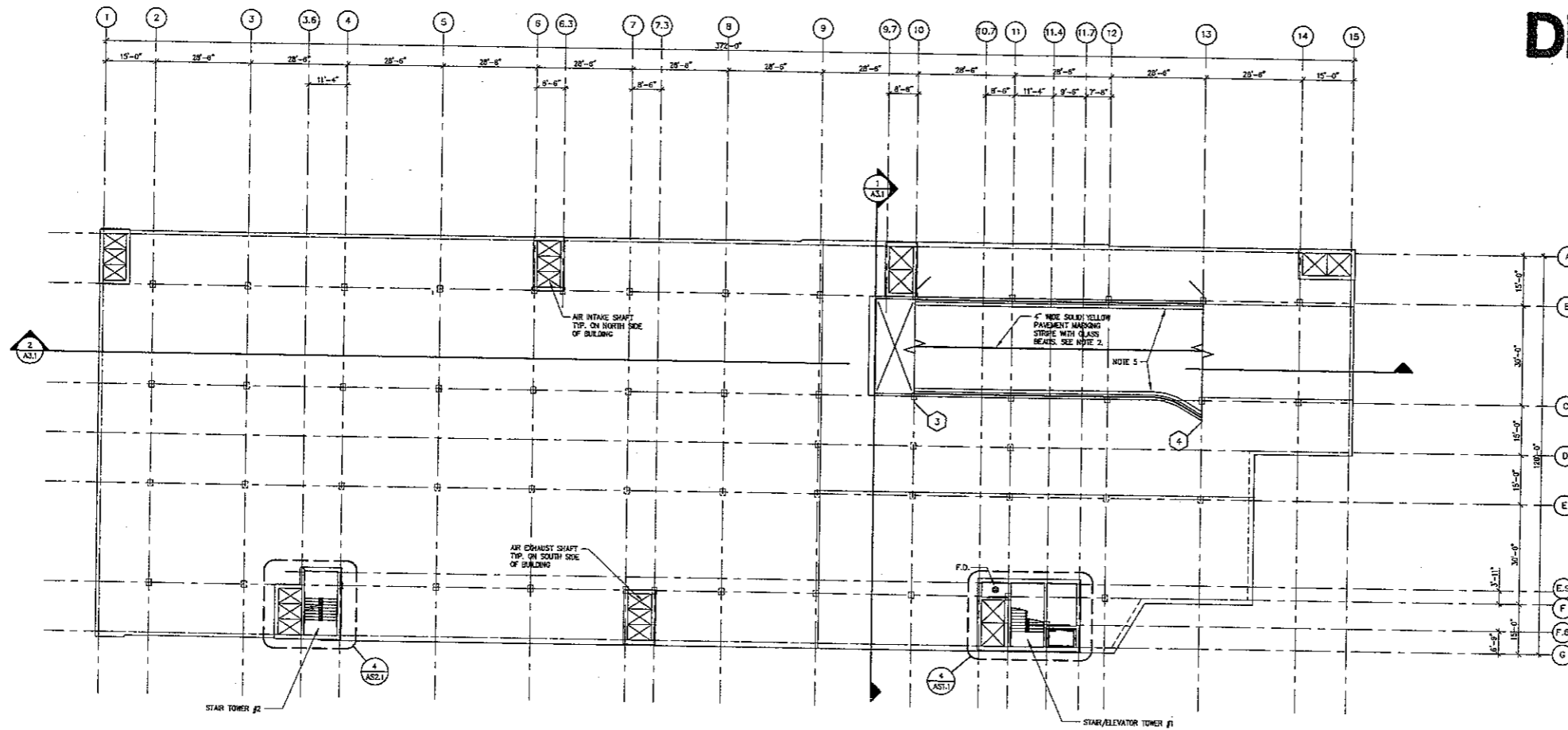


DRAFT



PLAZA LEVEL PLAN
SCALE: 1/16" = 1'-0"



SHEET NOTES

- SEE SHEET A1.2 FOR SIGNAGE KEY.
- PAINT STRIPING TO BE 2 COAT SYSTEM (TYP.)
- SEE "AS" DRAWINGS FOR STAR/ELEVATOR TOWER PLANS.
- FOR STRUCTURAL GENERAL NOTES SEE SHEET S01.
- C.I.P. CURB - PAINT VERTICAL FACE & 6" HORIZONTAL FACE (TRAFFIC YELLOW (SEE SPECS.))

EAST GARAGE CAR TABULATION

FULL SIZE = 9'-0" WIDE & GREATER
COMPACT = LESS THAN 9'-0" WIDE

LEVEL	FULL SIZE	COMPACT	ACCESSIBLE*	MOTORCYCLE	TOTAL
PLAZA	0	0	0	0	0
P1	31	9	0	0	40
P2	100	18	3	0	121
P3	108	12	3	5	128
TOTALS	239	39	6	5	289

* 2 REQUIRED VAN ACCESSIBLE SPACES LOCATED OUTSIDE OF STRUCTURE. SEE SHEET C-201.

SITE CAR TABULATION

FULL SIZE = 9'-0" WIDE & GREATER
COMPACT = LESS THAN 9'-0" WIDE

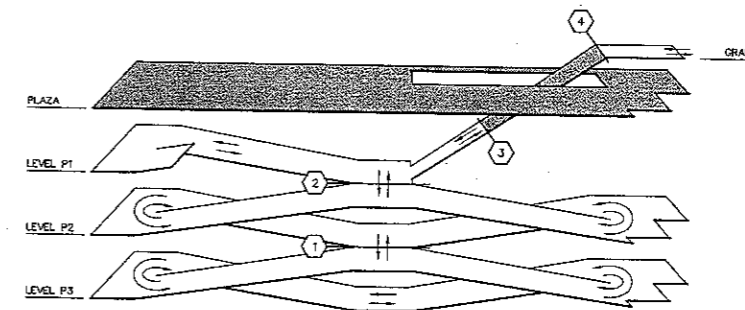
SPACE TYPE	NEW EAST GARAGE	PARK TOWER GARAGE	COTILLION GARAGE	SURFACE PARKING	TOTAL
FULL SIZE	239	228	90	156	713
COMPACT	39	69	68	7	183
ACCESSIBLE	6	18	2	0	26
MOTORCYCLE	5	0	0	0	5
TOTALS	289	315	160	163	927

CODE REQUIRED PARKING

1334 ROOM HOTEL

SPACE TYPE	REQUIRED
FULL SIZE	363
COMPACT (40% MAX.)	255
ACCESSIBLE	19
MOTORCYCLE	0
TOTALS	637

* HOTEL PARKING REQUIREMENT = 1 SPACE/2 ROOMS, AND FACTORS IN 50 ROOM CREDIT FOR HISTORIC WARDMAN TOWER.



ISOMETRIC
NORTH

WALKER
PARKING CONSULTANTS

THE JBG COMPANIES
4400 Woodley Avenue
Cherry Chase, MD 20815

NO.	DESCRIPTION	DATE	DESIGNED	CHECKED
1	FINAL BID SET - NOT FOR CONSTRUCTION	11-13-06	K.W.	K.W.
2	100% CONSTRUCTION DOCUMENTS	2-17-06	K.W.	K.W.

WARDMAN PARK EAST GARAGE
2660 WOODLEY ROAD N.W.
WASHINGTON
D.C.

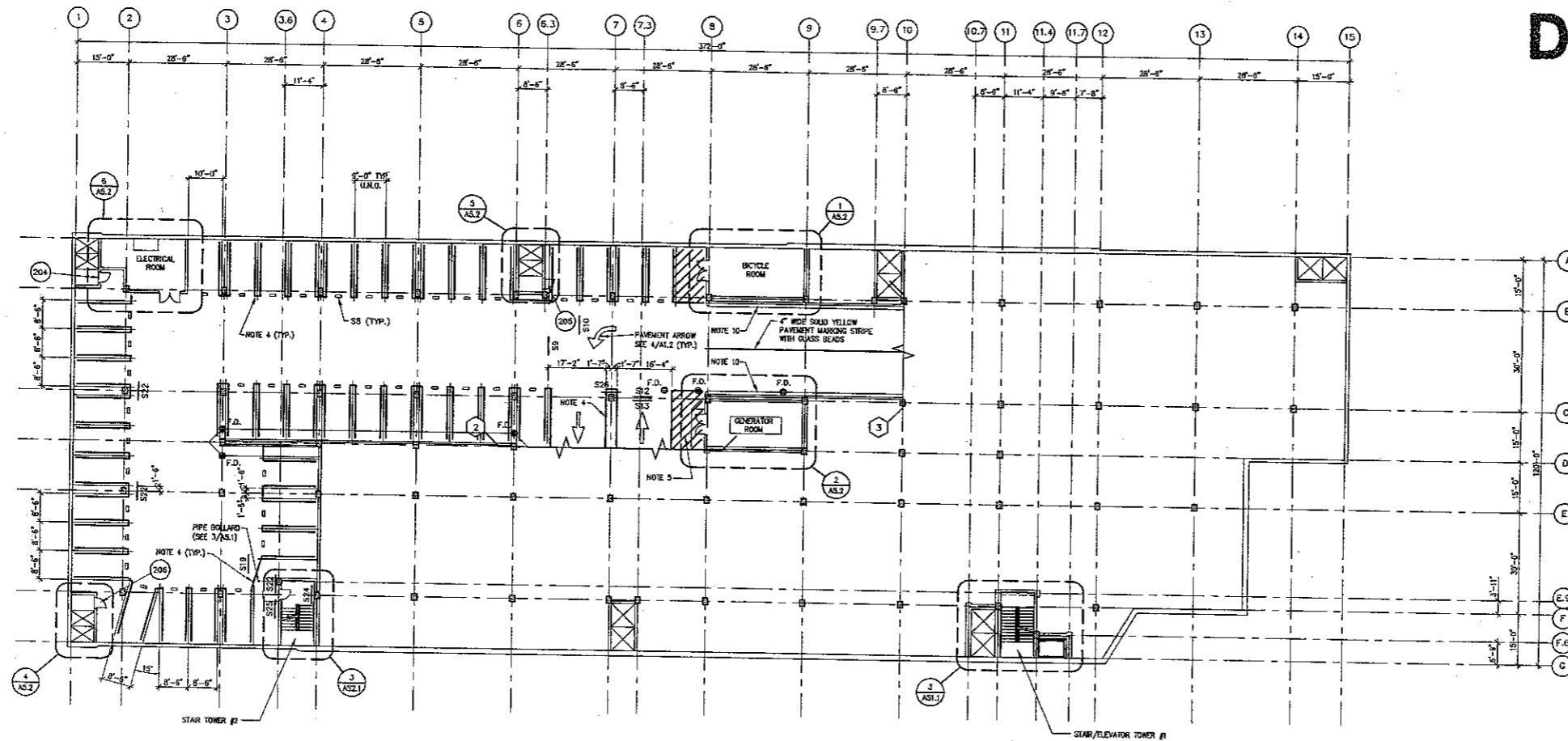
SEAL

SHEET TITLE:
PLAZA LEVEL PLAN

Scale: 1/16" = 1'-0"
Project No.: 11-2225-00
Sheet No.:

A1.1

DRAFT



LEVEL P1 PLAN
SCALE: 1/16" = 1'-0"



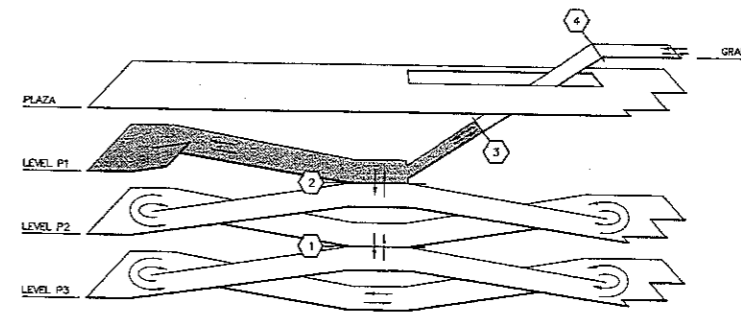
SHEET NOTES

1. F.D. INDICATES FLOOR DRAIN
2. FOR STRIPING DETAILS SEE THIS SHEET
3. (NOT USED)
4. 4" WIDE WHITE PAINT STRIPE
5. 4" WIDE DIAGONAL WHITE PAINT STRIPE @ 2'-0" O.C. (TYP.)
6. PAINT STRIPING TO BE 2 COAT SYSTEM (TYP.)
7. SEE "AS" DRAWINGS FOR STAR/ELEVATOR TOWER PLANS.
8. FOR STRUCTURAL GENERAL NOTES SEE SHEET S01
9. FOR STANDPIPE, COLD WATER RISER & DOWNSPOUT LOCATIONS SEE MECH. DRAWINGS.
10. C.I.P. CURB - PAINT VERTICAL FACE & 6" HORIZONTAL FACE TRAFFIC YELLOW (SEE SPECS.)

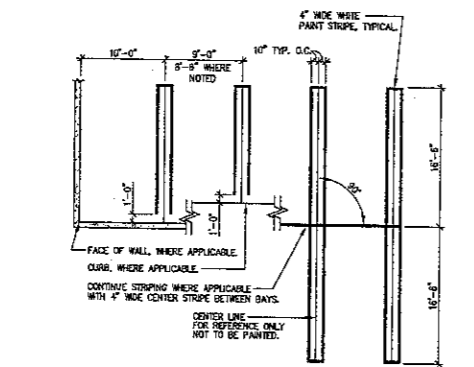
SIGN KEY
(TYPICAL ALL LEVELS)

- MARK (SEE SIGN SCHEDULE)
- FACE OF SIGN

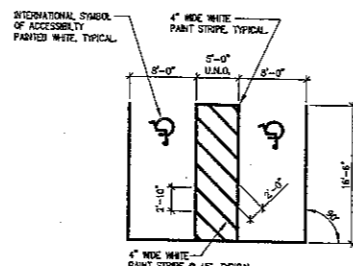
NOTE: SEE SHEETS 02.1 & 03.1 FOR SIGN SCHEDULE & GRAPHICS DETAILS.



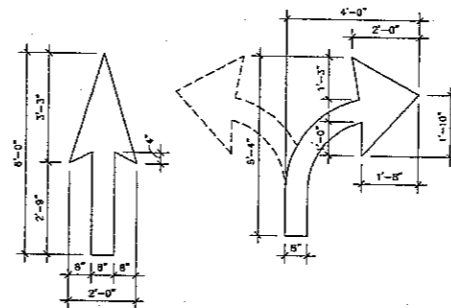
ISOMETRIC



90° STRIPING DETAIL
SCALE: 1/8" = 1'-0"



90° ACCESSIBLE STALL STRIPING DETAIL
SCALE: 1/8" = 1'-0"



TYPICAL ARROW DETAILS
SCALE: 1/2" = 1'-0"

NO.	DESCRIPTION	DATE	DRAWN	CHECKED
1	FINAL BLDG SET - NOT FOR CONSTR.	1-13-06	KJM	KJM
2	FOR CONSTRUCTION DOCUMENTS	2-7-06	SKW	SKW

WARDMAN PARK EAST GARAGE
2660 WOODLEY ROAD N.W.
WASHINGTON D.C.

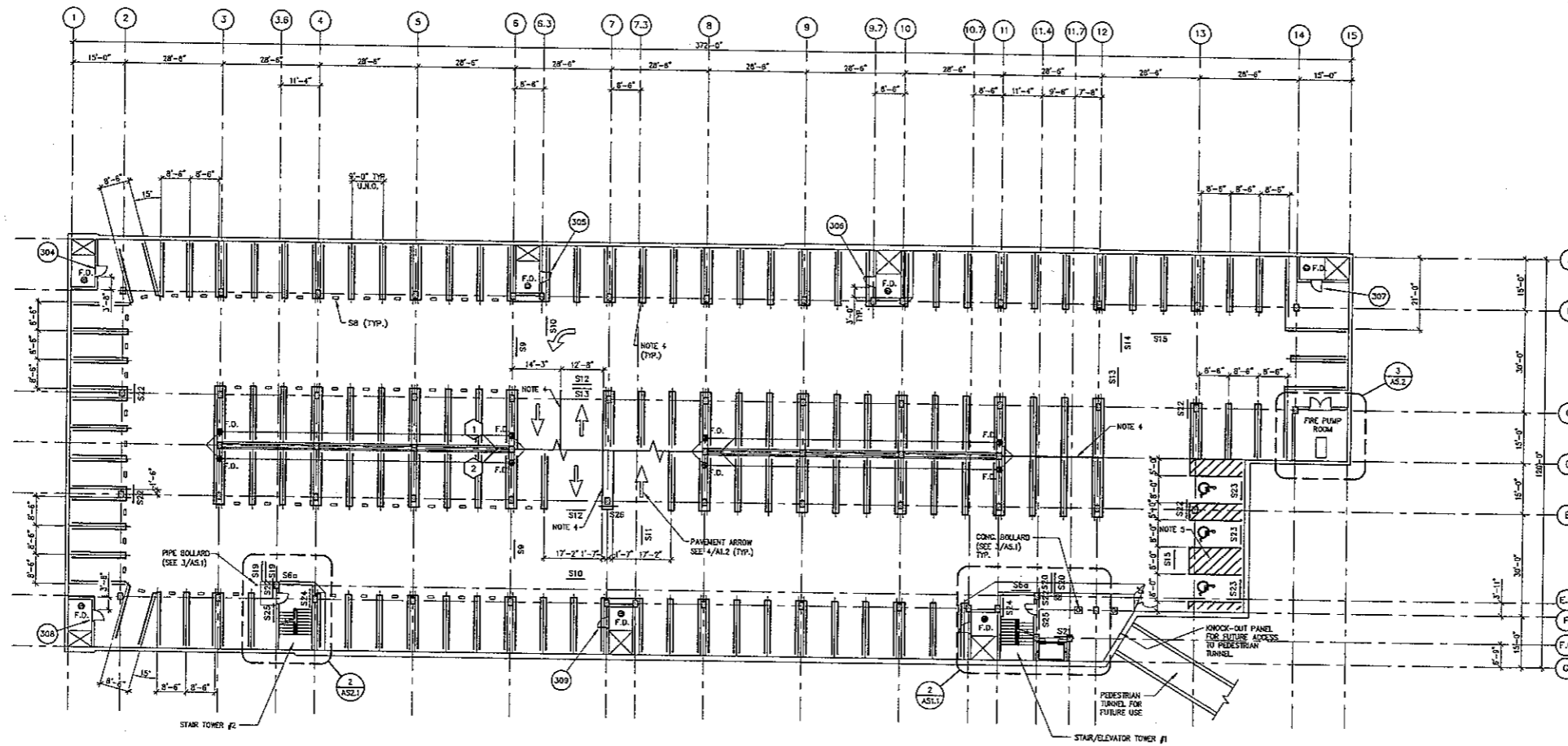
SEAL

SHEET TITLE:
LEVEL P1 PLAN

Scale: 1/16" = 1'-0"
Project No.: 11-2225-00
Sheet No.:

A1.2

DRAFT



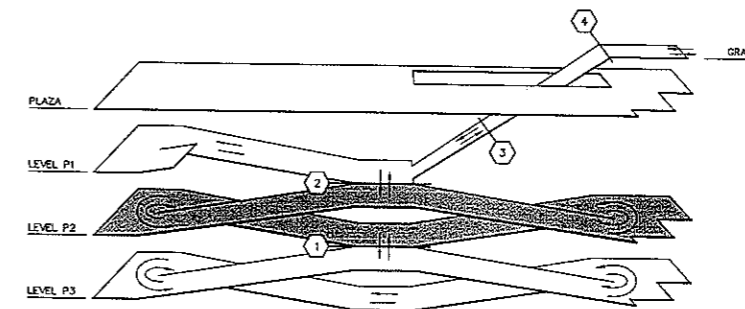
LEVEL P2 PLAN
SCALE: 1/16" = 1'-0"

1
A1.3



SHEET NOTES:

1. F.D. INDICATES FLOOR DRAIN
2. FOR STRIPING DETAILS SEE SHEET A1.2
3. INDICATES ACCESSIBLE PARKING SPACE
4. 4" WIDE WHITE PAINT STRIPE
5. 4" WIDE DIAGONAL WHITE PAINT STRIPE @ 2'-0" O.C. (TYP.)
6. PAINT STRIPING TO BE 2 COAT SYSTEM (TYP.)
7. SEE "AS" DRAWINGS FOR STAIR/ELEVATOR TOWER PLANS
8. FOR STRUCTURAL GENERAL NOTES SEE SHEET S0.1
9. FOR STANDPIPE, COLD WATER RISER & DOWNSPOUT LOCATIONS SEE MECH. DRAWINGS.



ISOMETRIC
NORTH

WALKER
PARKING CONSULTANTS
2121 Hudson Avenue
Kalamazoo, MI 49008
269.381.6000 Ph.
269.343.2111 Fax



The JBG Companies
4145 Wilford Avenue
Chevy Chase, MD 20815

NO.	DESCRIPTION	DATE	BY	CHK	APP
1	FINAL 3D SET-HOT FOR CONSTR.	1-13-06	WJM	WJM	
2	ISSUE CONSTRUCTION DOCUMENTS	2-17-06	WJM	WJM	

WARDMAN PARK EAST GARAGE
2660 WOODLEY ROAD N.W.
WASHINGTON
D.C.

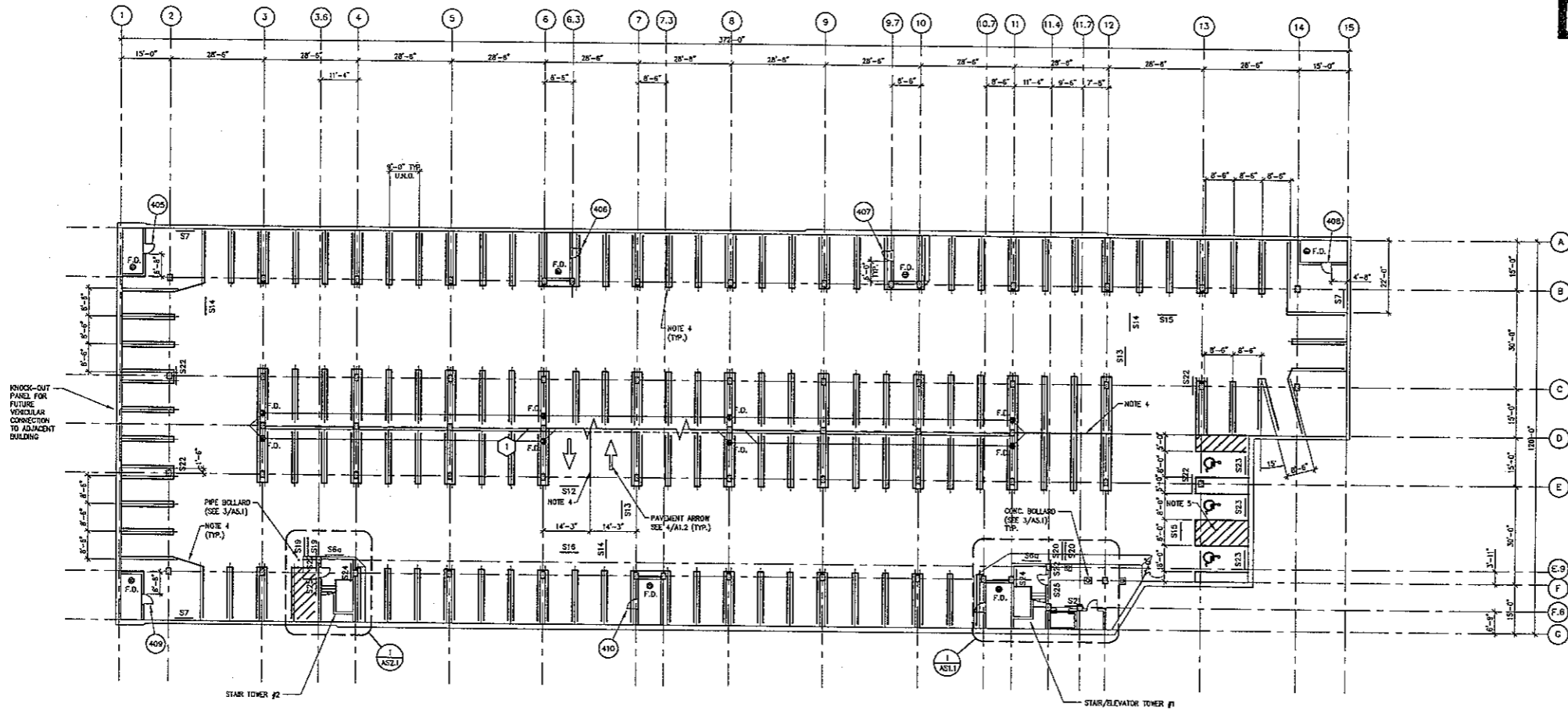
SEAL

SHEET TITLE:
LEVEL P2 PLAN

Scale: 1/16" = 1'-0"
Project No.: 11-2225-00
Sheet No.:

A1.3

DRAFT

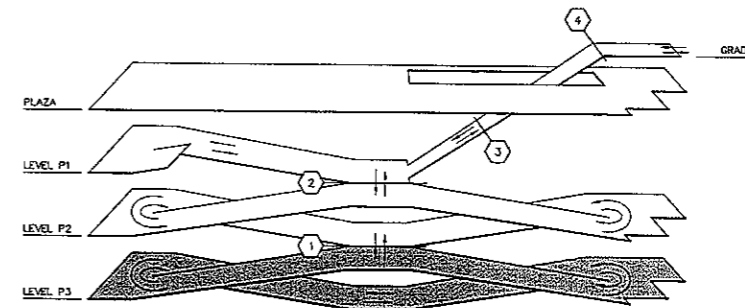


LEVEL P3 PLAN
SCALE: 1/16" = 1'-0"



SHEET NOTES:

1. F.D. INDICATES FLOOR GRAIN
2. FOR STRIPING DETAILS SEE SHEET A1.2
3. INDICATES ACCESSIBLE PARKING SPACE
4. 4" WIDE WHITE PAINT STRIPE
5. 4" WIDE DIAGONAL WHITE PAINT STRIPE @ 2'-0" O.C. (TYP.)
6. PAINT STRIPING TO BE 2 COAT SYSTEM (TYP.)
7. SEE "AS" DRAWINGS FOR STAR/ELEVATOR TOWER PLANS.
8. FOR STRUCTURAL GENERAL NOTES SEE SHEET S0.1
9. FOR STANDPIPE, COLD WATER RISER & DOWNSPOUT LOCATIONS SEE MECH. DRAWINGS.



ISOMETRIC
NORTH

WALKER
PARKING CONSULTANTS
2121 Hudson Avenue
Kalamazoo, MI 49008
269.331.6000
269.343.5811 Fax



The JBG Companies
4445 Woodard Avenue
Cherry Chase, MD 20815

ISSUE NO.	DESCRIPTION	DATE	BY	CHECKED
1	FINAL BID SET-DOT FOR CONSTRUCTION DOCUMENTS	1-13-06	RAF	LAF
2	LOGS CONSTRUCTION DOCUMENTS	2-17-06	RAF	LAF

WARDMAN PARK EAST GARAGE
2660 WOODLEY ROAD N.W.
WASHINGTON
D.C.

SEAL

SHEET TITLE:
LEVEL P3 PLAN

Scale: 1/16" = 1'-0"
Project No. 11-2225.00
Sheet No.
A1.4

G:\11-2225-00-Wardman_Park\Arch\2225-A1.4.dwg FEB 15, 2006 9:33 a.m. user: wylak